


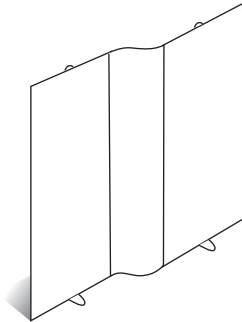
Expand LinkWall 設置例

高さ 220 cm



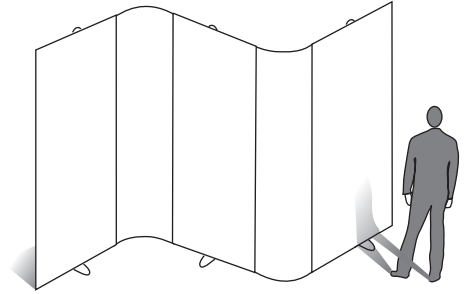
90+60+90

LinkWall Unit x 2 (90 cm)
Flex Panel x 1 (60 cm)



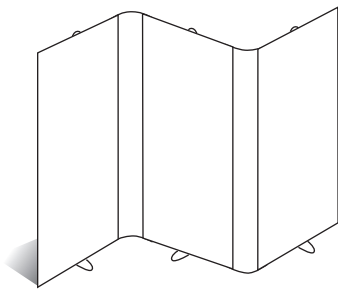
90+60+90

LinkWall Unit x 2 (90 cm)
Flex Panel x 1 (60 cm)



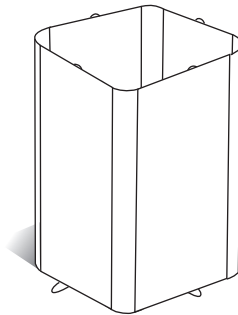
90+60+90+60+90

LinkWall Unit x 3 (90 cm)
Flex Panel x 2 (60 cm)



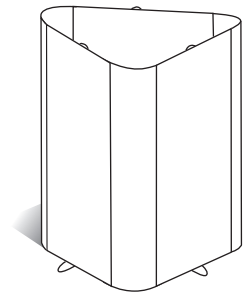
90+27+90+27+90

LinkWall Unit x 3 (90 cm)
Flex Panel x 2 (27 cm)



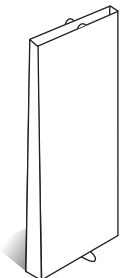
4 x (90+27)

LinkWall Unit x 4 (90 cm)
Flex Panel x 4 (27 cm)



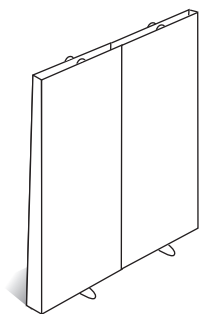
3 x (90+60)

LinkWall Unit x 3 (90 cm)
Flex Panel x 3 (60 cm)



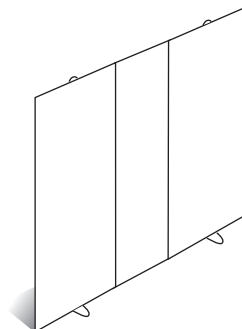
90+EP+90+EP

LinkWall Unit x 1 (90 cm)
End Panel x 2 (EP)



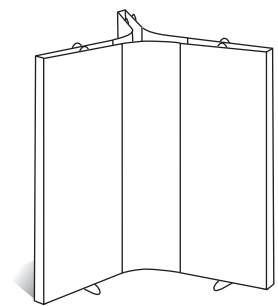
2 x (90+90+EP)

LinkWall Unit x 2 (90 cm)
End Panel x 2 (EP)



90+60+90

LinkWall Unit x 2 (90 cm)
Flex Panel x 1 (60 cm)



3x(90+60+90+EP)

LinkWall Unit x 3 (90 cm)
Flex Panel x 3 (60 cm)
End Panel x 3 (EP)

両面使用は平面パネルのみ可能です。